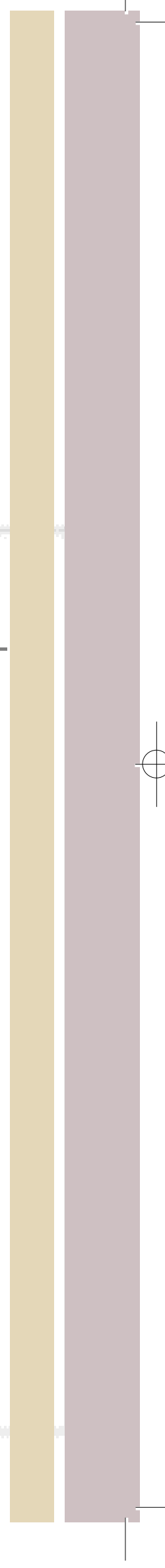



1. CEO	↑ 10
2.	↑ 16
3. IT	↑ 22
4.	↑ 24
5.	↑ 27
6.	↑ 29
7.	↑ 31
1.	↑ 34
2. , ,	↑ 34
3. / , /	↑ 42
4.	↑ 49
5.	↑ 53
6.	↑ 58
7. 가	↑ 62
8.	↑ 64





(3/17) 圖



(7/16) 圖



(3/19) 圖

30 圖




(11/26) 圖

圖



(4/22) 圖

16 圖



I.



I.

1 1

가

18

18

40 ,

41

3

가

4

. 21

CEO

CEO

CEO

23

4,392

CEO

I.

6

(ICC)

ICC, CACCI

UN 가

가 338 10.3%

4

57.2%

가 가

8 11,783

1,657 100%

2002 89.7% 2,110


2,398

2 2,646

8,640 가

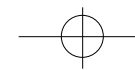
2004 가 500

가



II.





II.

1. CEO

1-1.

(1) 2003

1 6 COEX 「2003 가 가 가
CEO / , .

, 5 , LG, , SK , ,

, , 40 , ,
30 (3/19) , () , () 906 .

(2) 30



30
「 3 19 COEX

4 , 1,100 .

, 2 , LG 2

2 , 2 ,

5 , 10

206



()

(3) 28
7 17 20

가 「 , CEO

「 28 」 .

「21 - 「 가 」

9 .

(4)

가 「 가520 가 가

11 27 COEX .

() () < > ,

() < > , () () , () , ,

() , () () () , ,

. CEO () 가 .

(5)

가 5 가 「

」 3 13

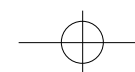


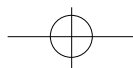
(3/13)

(6) 9 Single PPM

Single PPM

가 「 9





II.

Single PPM 가 4 17 COEX
 Single PPM (),
 600
 Single PPM ()
 Single PPM
 ()
 () 15 가 Single PPM
 Single PPM ()
 101 Single PPM

1-2. CEO

CEO

CEO

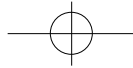
CEO,
 CEO

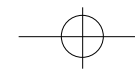
가

가



2002 (2002 26 2003 23)
 4,392 2002 3,566 23.2% 가
 SK CEO
 1-3. CEO
 , Single PPM
 (1) CEO 3 1,269
 3,191
 (2) 2002 37 35 , 2,128
 가
 (3) 9 28 62 , 3 1
 , 7 1
 , 2003 2002 689,551 16,565 가 706,116





II.

가 698,575 , 499,355 ,
18,956

(4) Single PPM

Single PPM



9 Single PPM
(5/20)

), (4)
, Single PPM 2

5 30 「 9 Single PPM
, () , () 3

1-4.

2003 , , , , 6 가 2000
4 , 25
25 , ,

2002 19 7,268 2003 12 12,932
5,664 (78.0%가 가

2003 25 988 2002
422 134%,
44,908 2002 20,589 118% 가
94
, 312

22,270

6 가 , , ,
22
2002 33 55 ,
/ , 8 7,813

5 8 가

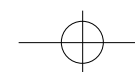
22 가

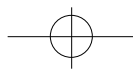


(3/13)

(7/22)

12 26





II.

2.

가 , 가 가
가 , , ,

가

가

(1/28) 가

40

(8/18) 2-1.



가 가

, 2003 가

가 가

2-2.

가

가

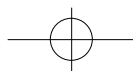
가 가

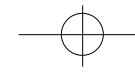
2-3. /

FTA

2-4.

가





II.

가
가
가
40
가
8 11
가
12 8 가
가
2-5. /
가



「DDA (6/27)」

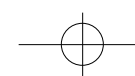
2-6.

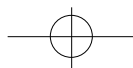


(6/23)

가
10
가
가

가
EU가
EU
(Eco-design)
CEO
CEO





II.

2-7.

TF



1 (6/26)

2-8.

2 가 / / / / / 8
 가가 .

2003 62 .

(1)

가 ,

(2)

가

가 ,

(3)

가 1 , ,
 가 ,
 가

가 , 40

50

(4)

(CFI)

(5)

(6)

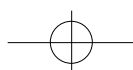
가

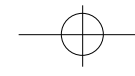
(7)

(ICC)

가

85





II.

3. IT

3-1. DB

2003	79,000 ,	383,000 ,	94,000
, 963,000	2003	94,000	209,000 ,
			DB
	1,000		
가	가	가	가
가			
1,241			
	가		
KOTRA,			B2B
		24	

3-2. IT

U-Commerce (1/21)

(1) SMERP

2000 (SMERP)

48	BP(Business Partner)	, 36
75	ASP/	326
SMERP		



(2) IT

「 IT 」

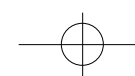
ERP

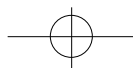
IT A/S	IT	3,979
	17,255	498
	901	
624	1,033	
		IT
44	1,420	, 54 630
(3)	4	SCM , 21
511	104	
	351	ERP
	「 U-Commerce 」	「 e-Business 」



(4)

2002	53,000	가	113,000	가
		16,000	가	
	가	2	가	500
		()		
			40,000	80,000
가		4,500	5,300	가
		185	89	가 274





II.

4.

4-1.

(1)

13

가
가

- (1/10 - 1/16,)
- (4/28 - 5/7, UAE,)
- (5/28 - 6/7,)
- 가 (6/6 - 6/9,)
- (7/7 - 7/9,)
- (10/27 - 11/9,)
- (10/28 - 11/5)

(2)

가



Hub Korea

(4/10)

가
가

IR


1,473

(3)

6

가 가 Country Profile
가 가

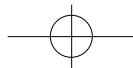
- (3/7)
- (4/2)
- (4/16)
- (4/17)
- (Paul Wolfowitz) (6/2)
- (10/17)
- (11/18)



(3/17)
(6/2)

(4/16)
(10/17)

(4/17)
(11/18)



II.

ICC

(ICC)가

4-2.



3
(9/14~9/22)



ICC
(5/21)

(CACCI) (ICC),
3
12
43 가
10 10 48 가 가 가
BPC Round Table 2003 10 27 29
가

【 ICC 】

- (9/14-9/22,)
- 104 ICC WCF 가(3/6-3/7,)
- 11 가(5/25-5/28, COEX)
- G8 ICC 가(5/20,)
- UN 가(8/28-8/29,)
- 106 ICC 105 가(12/3-12/5,)
- 가 (WBCSD) / 가()
- ICC 가(11/27-11/28,)
- 67 CACCI 가(12/7-12/10,)

5.

5-1.

2003

(:)

	2003 (A)	2002 (B)	()	
			(C=(A)-(B))	(% C/B)
	2,350,621 (375,111)	2,859,376 (436,187)	508,756 (61,076)	17.8 (14.0)
	923,016 (160,198)	794,899 (126,917)	128,117 (33,281)	16.1 (26.2)
	67,385 (17,354)	60,899 (14,585)	6,486 (2,769)	10.7 (19.0)
	39,993 (25,558)	55,255 (26,914)	15,262 (1,356)	5.0 (10.3)
	3,381,015 (578,221)	3,770,429 (604,603)	387,414 (26,382)	10.3 (4.4)

	2000	2001	2002	2003
	1	4	7	11
()	23,837	62,955	164,575	279,991
가	-	264	261	170
(%)				

	2000	2001	2002	2003
	4,301,343	4,235,963	3,770,429	3,381,015
()	31,280	670,125	1,176,279	1,932,969
(%)	0.7	15.8	31.2	57.2

2003 가 23 34
338
381 10.3% 가 235 290
17.8% , 92 (16.1% 가), 68 (

II.

5.0%)
 , 11 , 279,991
 170% 가
 57.2% , 31.2% 가 ,
 60 , 가가
 DB 5,013 17,700 DB ,
 가

5-2.

가 가
 , 가 가
 CBT(Computer Based Test) 2004
 2002
 , 5,000 , 2,000 CD , (CAIM)
 17
 , IDC , IT
 , 2004

6.

6-1.

(:)

	03 (A)	02 (B)	(A-B)	
				%
(M/Y)	11,777 (3,797)	11,851 (3,764)	74 (33)	0.6 (0.8)
	3,621	3,547	74	1.8
(M/Y)	8,156 (176)	8,304 (217)	148 (41)	2.0 (23.3)

(:)

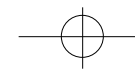
	03 (A)	02 (B)	(A-B)	
				%
	1,927	2,063	136	6.6
	1,657	1,810	153	8.5
	1,657	1,810	153	8.5
(%)	100.0	100.0	-	-

8 3,648 , 8,135 11,783
 1,927 가 1,657 2002
 100% ,
 가 1,573 가

72.6% 76.0%
 가
 9.1% 3.2%
 ,
 922



가
 (: 11/19 ~ 11/21, : 12/4 ~ 12/6)



II.

2002 89.7%
 , TV, 2,110
 2,398 , 113.6%
 2003 , 2
 .2 (2002/7~2003/12) 2,646 8,640
 가

(6/3 - 8/1)

6-2.

(9/16,)



2002 2004
 500 ()
 가
 11 20 가 , 8
 104 CAD/CAM
 6 2003
 2 25

7.

7- 1. 18

(1) 18

2 27

3 18

2000 4

2006 2

가



18 (2/27)

CJ

7

LG

SK

5

3

24

(2) 18

3 26

18

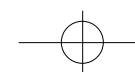
2000 5

2006 3

3



18 (3/26)



II.

25

(4/17) 7-2.



20

2003 5 가 2005

1 3,967

3 가 3 6,000

7-3.



2007

가

(8/6)

3

가

, 2003

66 가

- 가 : 2003.4.22
- :
- :
- : 2003. 5.17

- 가 : 2003.7. 9
- :
- :
- , 가
- : 2003. 7. 31

- 가 : 2003.12.11
- :
- :
- : 2003. 12. 30

III.



III.

1.

- ❖ 2003 (1/6, COEX)
- ❖ 2003 (1/7,)
- ❖ 2003 (1/15,)
- ❖ Business Delegation (3/4-3/7, ,)
- ❖ 30 (3/19, COEX)
- ❖ (3/19, COEX)
- ❖ 1 Single PPM (3/20-3/21, 4)
- ❖ 3 (4/1,)
- ❖ 2 (4/1,)
- ❖ 9 Single PPM (4/17, COEX)
- ❖ 9 Single PPM (5/20, 1)
- ❖ 2 Single PPM (6/4-6/5, 4)
- ❖ Single PPM (6/30-7/10, ,)
- ❖ 28 (7/17-7/20,)
- ❖ (10/20-30, 4)
- ❖ 2003 (10/28-29, COEX)
- ❖ 10 (11/27, COEX)
- ❖ 8 (12/22,)

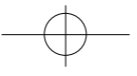
2.

- ##### 2-1. CEO (23)
- ❖ (1/28.)
 - ❖ (2/19,)
 - ❖ SK (2/26, SK)
 - ❖ (3/13,)
 - ❖ (4/18,)
 - ❖ (5/9,)
 - ❖ (5/23, 2003)
 - ❖ (5/29,)

- ❖ (6/11,)
- ❖ (6/25,)
- ❖ (7/16, : /)
- ❖ (7/24,)
- ❖ (8/20,21 가)
- ❖ (9/2,)
- ❖ (9/24,)
- ❖ (10/7,)
- ❖ (10/9,)
- ❖ (10/22, 21C)
- ❖ (11/21,)
- ❖ (12/10, World Best Value Retailer,)
- ❖ (12/19, 가)
- ❖ (12/23, ,)

2-2.

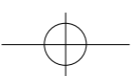
- ❖ /
- ❖ - (1/3,)
- ❖ (1/20,)
- ❖ 21 가 (1/30,)
- ❖ (2/12,)
- ❖ (2/10,)
- ❖ 5 (2/14,)
- ❖ (2/19,)
- ❖ (2/26,)
- ❖ (2/26,)
- ❖ DDA (3/6, 1)
- ❖ 5 21 (3/9,)
- ❖ SOC (3/14,)
- ❖ (3/28,)
- ❖ 9 (3/31,)
- ❖ (3/31,)
- ❖ (4/1,)
- ❖ Logistics Evolution 2003 (4/8-4/10,)

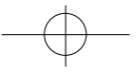


III.

- ❖ (4/11,)
- ❖ 3 WTO DDA (4/21,)
- ❖ (4/22,)
- ❖ ISO 14020 (4/28,)
- ❖ (4/29,)
- ❖ (4/30,)
- ❖ 5 (5/9,)
- ❖ (5/22,)
- ❖ - (5/24,)
- ❖ (5/24, 1, 3)
- ❖ (5/26,)
- ❖ (5/27, 1)
- ❖ (6/11,)
- ❖ (6/23, 1)
- ❖ 2003 , (6/24, 1)
- ❖ 가 (6/25,)
- ❖ 1 (6/26, 3)
- ❖ (6/26)
- ❖ (6/27,)
- ❖ 5 (7/1,)
- ❖ (7/15 ~ 7/16 ,)
- ❖ 40 (8/18, 1)
- ❖ 2003 (8/21,)
- ❖ 1 (8/27,)
- ❖ Working Group (8/27,)
- ❖ 2 (9/2, 1)
- ❖ 5 - (9/3,)
- ❖ (9/3,)
- ❖ (10/8,)
- ❖ (10/15, 1)
- ❖ (10/21,)
- ❖ 15 (10/22, 3)
- ❖ (10/27, 3)
- ❖ 5 (10/28,)

- ❖ (10/31,)
- ❖ 4 (11/4,)
- ❖ 5 (11/4,)
- ❖ Shell (11/5, 2)
- ❖ - FTA 5 (11/15,)
- ❖ SCM SCP (11/19,)
- ❖ (11/21,)
- ❖ 2004 (11/25, 2)
- ❖ 21 (11/29,)
- ❖ EU (12/5, 1)
- ❖ ‘ ’ (12/11, 1)
- ❖ 21 가 (12/18, 1)
- 2-3. /
- (1) /
- ❖ 1 (1/21, 1)
- ❖ (2/24, 1)
- ❖ 2003 (2/21,)
- ❖ (2/28, 1)
- ❖ 1 (3/6,)
- ❖ 1 (3/10, 3)
- ❖ 1 (4/3,)
- ❖ 가가 1 (4/7, 3)
- ❖ 1 (4/7,)
- ❖ 2 가 (5/12, 2)
- ❖ 1 (5/15, 2)
- ❖ (6/2,)
- ❖ 2 (6/9,)
- ❖ 가가 2 (6/16, 1)
- ❖ 1 (6/24,)
- ❖ 2 (7/3, 2)
- ❖ 1 (7/7, 2)
- ❖ 2 (7/8, 2)

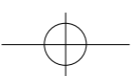


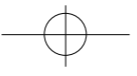


III.

- ❖ 2 (8/25, 2)
- ❖ 3 가 (8/25, 1)
- ❖ 2 (9/22, 2)
- ❖ 2 (9/25, 2)
- ❖ 가가 3 (9/29,)
- ❖ 4 가 (10/13, 2)
- ❖ 2 (10/28,)
- ❖ 4 가 (10/13~11/24, 2)
- ❖ 1 (11/10~14, 2)
- ❖ 2 (11/24~28, 2)
- ❖ 3 (11/17~25, 1)
- ❖ (11/19, 11/26, 2)
- ❖ 3 (12/8~13, 2)
- ❖ (2 , 1)
- (2)
- ❖ Single PPM (1/1,)
- ❖ 2002 (1/16)
- ❖ Single PPM (4/9,)
- ❖ 1 ' (5/13, 6/14,)
- ❖ (5/15, 10)
- ❖ 1 PPM . (2/26,)
- ❖ "CCC" (2/26,)
- ❖ 2 PPM . (6/16,)
- ❖ Single PPM (8/14,)
- ❖ EDI (9/9,)
- ❖ 3 PPM . (9/22,)
- ❖ Single PPM (9/23, 12)
- ❖ , (12/13,)
- 2-4.
- (1)
- ❖ 8 (1/20,)

- ❖ 16 (3/26, 가)
- ❖ 9 (5/6,)
- ❖ 17 (6/19,)
- ❖ 10 (6/30, 2003)
- ❖ 11 (8/25, 2003 ())
- ❖ 18 (9/9,)
- ❖ 12 (11/21,)
- ❖ 19 (11/27,)
- ❖ 13 (12/23, 2004)
- ❖ 20 (12/24,)
- (2)
- ❖ 16 (1/24, 2003)
- ❖ 10 (2/11, 5)
- ❖ 17 (4/2, 2003)
- ❖ 18 (4/29, 2003)
- ❖ 19 (6/18, 2)
- ❖ 20 (9/26,)
- ❖ 11 (10/24,)
- ❖ 11 (11/21, 40 ,)
- (3)
- ❖ 18 (2/20, 21)
- ❖ 1 (4/3,)
- ❖ 1 (4/3,)
- ❖ (5/21)
- ❖ 2 (5/28,)
- ❖ 19 (6/10, e-)
- ❖ 3 (7/1,)
- ❖ 20 (7/10,)
- ❖ 4 (7/21,)
- ❖ 2 (7/30,)
- ❖ 21 (9/17,)
- ❖ 5 (10/16,)





III.

❖ 22 (10/29, Future Distribution Service Center)
 ❖ 23 (12/16, 2004)
 ❖ 3 (12/23,)

(4)

❖ 25 (1/23, Business Delegation)
 ❖ 26 (2/20,)
 ❖ 27 (4/24, 2003)
 ❖ 28 (5/15,)
 ❖ 29 (6/19)
 ❖ 30 (8/21, 'TFT)
 ❖ 31 (9/25, 2003 ()
 ❖ 32 (11/18,)
 ❖ 33 (12/22,)

(5)

❖ 11 (2/27,)
 ❖ 12 (6/5,)
 ❖ 10 (7/4,)
 ❖ 13 (9/19,)
 ❖ 11 (11/24,)
 ❖ 12 (12/18, 가)

(6)

❖ 5 (2/19,)
 ❖ 6 (5/22,)
 ❖ 7 (8/27,)
 ❖ 8 (10/8,)
 ❖ 9 (12/10,)

(7)

❖ (4/23,)
 ❖ 1 (5/26, WTO DDA)
 ❖ 2 (7/22,)

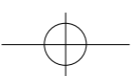
❖ 3 (9/5)
 ❖ 4 (11/7,)
 ❖ 4 (12/19)
 ❖ 5 (12/19)

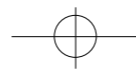
(8)

❖ (12/26)
 (9) /
 ❖ 2003 21 1 (1/11)
 ❖ 2003 21 2 (1/17)
 ❖ 가 (1/24)
 ❖ 1/4 Single PPM (1/27)
 ❖ 87 (2/23)
 ❖ 86 (2/26)

(9)

❖ 100 (3/7)
 ❖ Single PPM (3/28)
 ❖ 2/4 Single PPM (4/2)
 ❖ 2003 (5/23)
 ❖ 101 (6/5)
 ❖ 88 (6/18)
 ❖ 가 (7/16)
 ❖ 102 (9/5)
 ❖ 89 (9/17)
 ❖ 3/4 Single PPM (9/19)
 ❖ 2003 (11/18)
 ❖ 90 (11/19)
 ❖ 4/4 Single PPM (11/20)
 ❖ 103 (12/5)
 ❖ 91 (12/17)





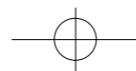
III.

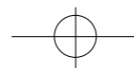
3. / , /

3-1. /

- (1) , , ,
- ❖ (1/24)
- ❖ 가 ' (1/28)
- ❖ - (2/27)
- ❖ 2003 2/4 (3/3)
- ❖ (3/3)
- ❖ 2003 (3/3-3/21)
- ❖ 2003 1/4 2/4 (3/21)
- ❖ (3/28)
- ❖ (3/28)
- ❖ 가가 (4/7)
- ❖ (4/7-4/9)
- ❖ (4/15)
- ❖ (5/14)
- ❖ (5/21)
- ❖ (5/27)
- ❖ (5/28)
- ❖ (5/28)
- ❖ (5/28)
- ❖ (5/29)
- ❖ 2003 3/4 (6/2)
- ❖ (6/12)
- ❖ 2003 (6/13)
- ❖ (6/17)
- ❖ (6/25)
- ❖ (6/27)
- ❖ / (6/27)
- ❖ (7/3)
- ❖ (7/28-7/30)
- ❖ (7/28-8/9)

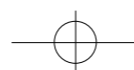
- ❖ ' CEO ' (8/1)
- ❖ (8/4 ~ 8/12)
- ❖ (8/8)
- ❖ (8/12 ~ 8/22)
- ❖ (8/13-8/22)
- ❖ 가 (8/20-8/31)
- ❖ 2003 4/4 (9/1)
- ❖ (9/3)
- ❖ (9/4)
- ❖ 500 (9/8)
- ❖ 3/4 4/4 (9/22)
- ❖ (9/26)
- ❖ / (9/30)
- ❖ (10/1)
- ❖ (10/10)
- ❖ (10/15)
- ❖ (10/16)
- ❖ (10/16)
- ❖ (10/27)
- ❖ (10/20-30)
- ❖ (11/4)
- ❖ (ICC) (11/7)
- ❖ (11/11)
- ❖ (11/12)
- ❖ (11/17)
- ❖ (11/18)
- ❖ 「 」 (11/24)
- ❖ 2004 1/4 (12/1)
- ❖ (12/9)
- ❖ 2003 2004 (12/12)
- ❖ FTA (12/15)
- ❖ 2004 (12/22)
- ❖ (12/22)
- ❖ (12/23)

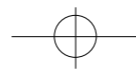




III.

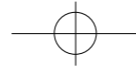
(2)					◆		(12/10)
◆	가	가	(1/16)		◆		(12/13)
◆			(2/13)		◆		(12/26)
◆			(3/7)				
◆			(3/7)		(3)		
◆			(3/10)		◆	4가	(2/5)
◆			(3/10)		◆	가	(4/4)
◆	e-		(3/12)		◆		(5/13 5/23)
◆			(3/28)		◆		(5/22)
◆			(4/7)		◆		(7/2)
◆		(4/14)			◆		(7/8)
◆		(5/6)			◆		(7/22)
◆	가	(5/9)			◆		(7/31)
◆		5가	(5/23)		◆		(8/8-8/11)
◆		(6/3)			◆		(8/12)
◆		(6/11)			◆	40	(8/19-8/20)
◆		(6/19)			◆		(8/19-8/20)
◆		(6/23)			◆		(9/4)
◆		(6/26)			◆		(10/22)
◆		(7/1~7/11)			◆	가	(12/1)
◆		(7/18)			◆		(12/3)
◆		(7/18)			◆	가	(12/8)
◆		(7/21-7/31)			◆	,	(12/9)
◆		(8/1)					
◆		(8/7)			(4)		
◆	(CS)	(8/13)			◆		(1/2)
◆		(9/29)			◆	2003	(1/7)
◆	Singè PPM	(10/1)			◆	SCM	(1/17)
◆		(10/15)			◆	2003	(2/4)
◆		(10/23)			◆		(2/6)
◆		(10/24)			◆		(2/6)
◆	CEO	(10/30)			◆		(3/17)
◆		(11/14)			◆	2003 2/4	(3/19)
◆		(11/28)			◆		(4/24)

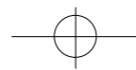




III.

❖ 2003	(5/1)			❖			(5/26)
❖		(5/6)		❖		(7/21)	
❖	(5/19)			❖ WTO/DDA			(7/24)
❖	(5/30)			❖ NGO	(10/2)		
❖ SOC	(6/9)			❖	(10/30)		
❖ 2003 3/4	(6/19)			❖		(11/29)	
❖	(7/10)						
❖	(7/16)			3-2. /			
❖ 2004 1/4	(12/24)			❖ ‘	(1/8,	,)
❖	(12/16)			❖ 5	(1/17,	,)
❖ 2002	(6/29)			❖ ‘	(1/22,	가)
❖	(7/24)			❖ FTA	(1/27,)	
❖ ‘	, 3-RE ‘ (9/19)			❖	(1/28,	,)
❖	[] (9/22)			❖ 2003	(2/5,)	
❖ 4/4	(9/24)			❖	(2/8,)	
❖	(11/11)			❖ 5 가	(2/11,	, , , 3)
❖ 10	(12/1)			❖	(2/13,	,)
❖ 2003	(12/19)			❖	(2/26,)	
❖ RFID-	(12/26)			❖ 2002	()	(2/28,)
❖ SCM 가	(12/26)			❖ 21 ,	(2/28,)	
				❖ 21	(3/6,)	
(5)				❖	(3/6,)	
❖	(1/13)			❖	()	(3/11,)
❖ EU	(1/14)			❖		(3/12,)
❖	(2/6)			❖		(3/17,)
❖ WTO DDA	, (2/20)			❖		(3/20,)
❖ CEO ‘	(2/28)			❖		(3/29,)
❖	(3/3)			❖		(4/3,)
❖	(3/5)			❖		(4/3,)
❖	(3/21)			❖ 2003 1/4 5	(4/10,	,)
❖	(3/26)			❖	가	(4/10,)
❖ WTO DDA	, (3/31)			❖	(4/10,)	
❖ EU	(4/22)			❖	(4/12,	,)
❖ (EU)	(5/13~5/21)			❖	(4/24,)	





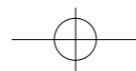
III.

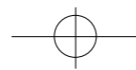
- ❖ ' SOC ' (4/30,)
- ❖ (5/7,)
- ❖ 2003 (5/12,)
- ❖ 2003 (5/15,)
- ❖ ' , ' (5/30,)
- ❖ (6/2,)
- ❖ (6/9,)
- ❖ (6/10,)
- ❖ (6/12,)
- ❖ (6/26,)
- ❖ 2/4 5 (6/30, ,)
- ❖ (6/30,)
- ❖ (7/2,)
- ❖ 2003 2/4 5 (7/3, ,)
- ❖ 2003 (7/10, ,)
- ❖ (7/10, ,)
- ❖ (7/29,)
- ❖ (8/4, , ,)
- ❖ (8/12, ,)
- ❖ 2003 (9/16,)
- ❖ (9/22,)
- ❖ (9/25,)
- ❖ 2003 () (10/6,)
- ❖ 3/4 5 (10/24, ,)
- ❖ (10/10,)
- ❖ (10/13,)
- ❖ (10/17, , ,)
- ❖ () (10/24,)
- ❖ 3 (11/2, ,)
- ❖ (11/6, ,)
- ❖ (11/11,)
- ❖ 2004 (11/14,)
- ❖ (11/19,)
- ❖ (11/24,)

- ❖ (12/3,)
- ❖ (12/5,)
- ❖ 가 (12/15,)
- ❖ 가 (12/29,)

4.

- 4-1.
- ❖ (1/10~1/16, , ,)
- ❖ (1/23~1/29, ,)
- ❖ (4/28-5/8, , UAE,)
- ❖ 가(5/11 - 5/17,)
- ❖ 가 (5/28-5/31,)
- ❖ (5/28 - 6/7, , ,)
- ❖ VIP 가(6/6-6/9)
- ❖ VIP (7/7 - 7/10, , , 29)
- ❖ 7 가(7/27-7/31,)
- ❖ (9/24-9/30, , ,)
- ❖ 2 가 (10/23-24,)
- ❖ (10/28-11/5, ,)
- ❖ 3 (10/26-11/1, , ,)
- ❖ (10/27-11/10, , ,)
- 4-2.
- ❖ ICC 가(2/5-2/7, ICC)
- ❖ 가(2/6,)
- ❖ 1 가(2/17-2/19,)
- ❖ 22 가(2/21,)
- ❖ 104 ICC WCF 가(3/6-3/7, ,)
- ❖ CACCI Planning Committee 가(4/9,)
- ❖ - (4/26)
- ❖ 2 (4/23)



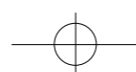


III.

- ❖ / (4/24-4/25,)
- ❖ 6 - (5/4,)
- ❖ 11 가(5/25-5/28,)
- ❖ 가 (WBCSD) 가(6/5- ,)
- ❖ 50 가(6/27-6/28,)
- ❖ 2 가(8/9~8/14,)
- ❖ (8/20,)
- ❖ UN 가(8/29, Kazakhstan)
- ❖ 가(8/31~9/1, ,)
- ❖ 3 가(9/14~9/22,)
- ❖ - 4 (9/19,)
- ❖ 가(9/28,)
- ❖ (10/6,)
- ❖ . 20 (10/7,)
- ❖ 2003 . 가(10/20,)
- ❖ BPC Roundtable 2003 (10/27-29,)
- ❖ 가 (WBCSD) , 가(11/12-11/13,)
- ❖ (11/24,)
- ❖ 5 . (11/25,)
- ❖ ICC 가(11/27-28,)
- ❖ ICC / WCF 가(12/3-5, ICC)
- ❖ APEC 1 가(12/4,)
- ❖ 2003 가(12/6-8,)
- ❖ 67 CACCI 가(12/8-10,)
- ❖ ICC Banking Commission 가(12/9-11,)
- ❖ 10 가(12/11-13,)
- ❖ 5 (12/19,)

- 4-3. /
- ❖ (2/13,)
- ❖ Mr. B.Braun (2/14,)
- ❖ (2/19)
- ❖ Dorian Prince EU (2/19)
- ❖ Thomas C. Hubbard (3/17)

- ❖ (3/17)
- ❖ (3/19)
- ❖ (ICC) (ISBP) (3/21)
- ❖ 가(3/24)
- ❖ Ovidiu Musetescu (3/25)
- ❖ (3/27)
- ❖ 가(3/28)
- ❖ (4/2)
- ❖ (4/9)
- ❖ 16 . (4/10)
- ❖ (4/16)
- ❖ (4/17)
- ❖ ICC (5/29, 1)
- ❖ CCPIT (5/22,)
- ❖ (5/22,)
- ❖ (DDA) (5/26,)
- ❖ (5/27)
- ❖ (UCP 500) (5/29, 1)
- ❖ (6/2,)
- ❖ 19 . (6/4,)
- ❖ (6/11,)
- ❖ SARS (6/12,)
- ❖ (6/26,)
- ❖ ICC (7/2,)
- ❖ (7/10,)
- ❖ 4 (7/18,)
- ❖ (7/18,)
- ❖ 가(7/23,)
- ❖ (7/25,)
- ❖ (8/5,)
- ❖ 가(8/13,)
- ❖ CCPIT (8/23,)
- ❖ (8/25,)
- ❖ (8/28, 1)



III.

- ❖ HUB KOREA (9/24,)
- ❖ FTA (10/2,)
- ❖ (10/9,)
- ❖ / (10/14,)
- ❖ 1 (10/14,)
- ❖ Leon J. LaPorte (10/17,)
- ❖ (10/22,)
- ❖ ICC (10/29,)
- ❖ (10/30,)
- ❖ 50 (11/1,)
- ❖ (ISBP) (UCP) (11/4, 1)
- ❖ / (11/4,)
- ❖ 4 (11/5,)
- ❖ (11/7,)
- ❖ ICC Dr. Robert Briner (11/11,)
- ❖ (11/12,)
- ❖ 가 (11/12,)
- ❖ (11/13,)
- ❖ (11/18,)
- ❖ (11/19)
- ❖ (UCP 500) (11/21,)
- ❖ 4 (11/25,)
- ❖ (11/26,)
- ❖ 가 (12/19,)
- ❖ H.E. Abdelaziz Bouteflika (12/9,)

5.

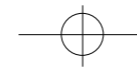
5-1.

DB

		2001	2003	2003	
		60	70	79	209
		60	70	253	383
		220	230	130	580
		280	300	383	963
		-	-	2	2
		-	-	57	57
	KOTRA	-	-	35	35
		-	-	94	94

2003

		2002	2003	
		24	4	28
		15	1	16
		53	6	59
/		-	15	15
/ /	, KDI,	29	57	86
		119	69	188
		-	82	82
		-	33	33
		-	30	30
		-	701	704
		240	1,001	1,241



III.

- ◆
- B2B : , , , , 119, , ITMEX
- : TOTRA, ,
- : , , , ,
- : 가
- :
- :
- : , , (), CCIS()
- :
- ◆ (1/10~11)
- ◆ (1/23, Tpage Global, e- Trader)
- ◆ UN/CEFACT () 가(3/10~14,)
- ◆ (3/13)
- ◆ (7/23)
- ◆ Korea Business Directory 2003 CD / (8/4, 99)
- ◆ 2003 B2B (9/2)
- ◆ (9/8)
- ◆ (CCIS)
- ◆ Database 2003 Tokyo 가(10/28~11/1)
- ◆ CD Rom Title 2003 Edition / (1,000)
- ◆ / (500)
- ◆ (15)
- ◆ (30,000 , ,)

5-2.

- ◆ / (60 /)
- ◆ (7/31)
- ◆ (20,000 , ,)
- ◆ (7/31)
- ◆ “e- ” (9 -12)
- ◆ (10/13~11/31)
- ◆ (10/17~18,)

5-3.

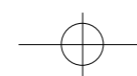
	2002	2002	
()	53,000	113,000	
()	() 40,000 () 4,500	() 80,000 () 5,300	() 가
	185 1日 : 220	185 1日 : 220	

- ◆ (101 , 287)
- ◆ : 86,000 (12/31)
- ◆ : , 11 170
- ◆ (86,000 ,)
- ◆
- ◆ (6,600 ,)
- ◆ (4/15~6/20)
- ◆ (9)

5-4. SMERP / IT

2003 IT

/	14,400	17,255	3,979
()	500	901	498
()	204	1,033	624
IT ()	-	247	236
	15,104	19,436	5,337



III.

	44	1,420	630(54)	36	127(13)	29(12)
			()		()	()

- ❖ SMERP (120 , 250)
- ❖ IT (1/28,)
- ❖ SMERP (2/6~7,)
- ❖ SCM (2/17,)
- ❖ SMERP (2/20,)
- ❖ e-Biz World 2003 가(2/27~28,)
- ❖ SMERP POP (4/10)
- ❖ PLANET 2002 LAS VEGAS Seminar 가(5/12~14)
- ❖ (5/26,)
- ❖ SMERP (5/28,)
- ❖ IT 가(10/16~18,)
- ❖ IT ()

5-5. ECRC ()

ECRC

	2002	2003	
()	1(101)	21(511)	
	120	104	
	300	351	
eBiz ()	1	1(41)	COMDEX Cebit
()	2	12(1,448)	

- ❖ (4)
- (/ ())

- (/ ())
 - (/ NCR)
 - (/)
 - ❖ ECRC (2/6~7,)
 - ❖ / (3 121 가)
 - ❖ EBiz World 2003 가(2/27-2/28,)
 - ❖ (3/28,)
 - ❖ COMDEX e-biz (11/16~23, 41)
- 5-6.
- ❖ u - Commerce (1/21,)
 - ❖ e - Busiress (2/27,)
 - ❖ (3/13,)
 - ❖ e - Busiress (3/26,)
 - ❖ SCM (7/21, 1)
 - ❖ e-biz (8/28~9/16, 50)
 - ❖ (9/20, 9/23)
 - ❖ (9/23~25,)
 - ❖ (ISP) (9/24,)
 - ❖ (9/26,)
 - ❖ [10/7, 10/22, 10/30]
 - ❖ (ISP) (10/8, , 47)
 - ❖ IT (10/9, 10/15-16, 10/26)
 - ❖ SCM (10/29, , 188)

III.

6.

6-1.

	()			/			
		849		2001. 3. 28	18	1,092	347
		350		2001. 10. 5	21	783	313
		761		2001. 10. 18	20	2,850	1,456
		514		2001. 11. 13	15	1,072	359
		905		2001. 11. 26	24	1,326	899
		528		2001. 11. 27	18	1,825	1,227
		730		2001. 11. 28	24	900	445
		508		2001. 11. 2	8	22	684
		260		2001. 12. 5	16	551	365
		553		2001. 12. 18	13	785	479
		345		2002. 1. 29	16	713	450
		270		2002. 3. 5	23	601	220
		547		2002. 4. 24	14	903	122
		569		2002. 9. 4	27	1,347	170
		469		2002. 9. 26	11	441	43
	, JS	762		2002. 10. 23	33	1,387	258
	, . . .	421		2002. 10. 22	22	1,540	187
		650		2002. 10. 28	14	826	766
		315		2002. 12. 27	14	704	293
		640		2003. 3. 13	19	2,324	244
		330		2003. 4. 30	13	623	73
		285		2003. 7. 22	16	256	123
		249		2003. 9. 24	10	585	
		177		2003. 12. 18	9	133	51
		119		2003. 12. 23	2		
					434	24,302	8,992
							52,649

6-2.

(1)

- ❖ (1/9,)
- ❖ (1/23,)
- ❖ (3/13, ,)
- ❖ (3/21,)
- ❖ (3/25, ,)
- ❖ (4/30,)
- ❖ (6/10,)
- ❖ (6/19,)
- ❖ (7/14,)
- ❖ (7/22,)
- ❖ (9/24,)
- ❖ (10/14,)
- ❖ (11/18,)
- ❖ (12/18,)
- ❖ (12/23,)

(2)

- ❖ (1/21,)
- ❖ 가 (1/21,)
- ❖ (1/29,)
- ❖ (2/14,)
- ❖ (2/18,)
- ❖ 2003 (2/18,)
- ❖ (2/24,)
- ❖ (3/20,)
- ❖ (3/25,)
- ❖ (4/3,)
- ❖ (4/23,)
- ❖ (5/15,)
- ❖ (6/3,)



III.

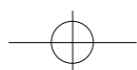
- ❖ (6/17,)
- ❖ (6/17,)
- ❖ (6/24,)
- ❖ (6/26,)
- ❖ (6/27,)
- ❖ (7/3,)
- ❖ (8/6,)
- ❖ (9/5,)
- ❖ (9/17,)
- ❖ (9/17,)
- ❖ (9/26,)
- ❖ (10/8,)
- ❖ (10/14,)
- ❖ (10/21,)
- ❖ 1 (10/28,)
- ❖ (11/5,)
- ❖ (11/6,)
- ❖ (11/7,)
- ❖ (11/7~8,)
- ❖ (11/12,)
- ❖ (11/17,)
- ❖ (11/19,)
- ❖ (11/25,)
- ❖ (11/28,)
- ❖ (11/28,)
- ❖ (11/28,)
- ❖ 2 (12/2,)
- ❖ 2 (12/5,)
- ❖ (12/11,)
- ❖ (12/12,)
- ❖ (12/15,)
- ❖ 2 (12/18,)

6-3.

- ❖ (2/20,)
- ❖ (3/15,)
- ❖ (3/18-3/22,)
- ❖ (6/4,)
- ❖ (6/20,)
- ❖ (6/20,)
- ❖ (11/12~16,)
- ❖ () (11/16~20,)
- ❖ (11/26~29,)

6-4.

- ❖ / / 350
- ❖ (1/20,)
- ❖ (3/6,)
- ❖ (3/14,)
- ❖ (9/29,)
- ❖ (10/25,)
- ❖ Hi Seoul 2003 (10/28~29,)
- ❖ (12/10,)



III.

7. 가

7-1. 2003 가

	1	456,606	371,719	114,539	30.8%	263,639	209,068	95,308	45.6%
	2	601,187	507,604	254,880	50.2%	385,543	332,743	212,421	63.8%
	3	343,347	307,310	214,394	69.8%	302,433	266,333	169,682	63.7%
		1,401,140	1,186,633	583,813	49.2%	951,615	808,144	477,411	59.1%
	1	121,603	72,636	16,722	23.0%	23,355	12,123	2,157	17.8%
	2	349,612	248,160	93,050	37.5%	182,668	128,926	50,763	39.4%
	3	131,631	105,920	57,502	54.3%	115,999	59,034	40,673	68.9%
		602,846	426,716	167,274	39.2%	322,022	200,083	93,593	46.8%
	1	-	-	-	0.0%	-	-	-	0.0%
	2	12,521	8,053	2,837	35.2%	3,276	2,543	1,544	60.7%
	3	27,381	23,091	10,277	44.5%	24,258	20,519	14,329	69.8%
		39,902	31,144	13,114	42.1%	27,534	23,062	15,873	68.8%
	1	-	-	-	0.0%	-	-	-	0.0%
	2	20,393	12,310	2,321	18.9%	3,880	2,245	615	27.4%
	3	-	-	-	0.0%	-	-	-	0.0%
		20,393	12,310	2,321	18.9%	3,880	2,245	615	27.4%
		5,864	4,399	2,686	61.1%	2,434	1,384	313	22.6%
		5,864	4,399	2,686	61.1%	2,434	1,384	313	22.6%
	1	-	-	-	0.0%	190	166	32	19.3%
	2	-	-	-	0.0%	334	281	74	26.3%
	3	-	-	-	0.0%	463	362	35	9.7%
		-	-	-	0.0%	987	809	141	17.4%
	1	-	-	-	0.0%	-	-	-	0.0%
	2	4,058	2,770	1,863	67.3%	30	24	14	58.3%
	3	2,386	1,674	1,101	65.8%	22	17	6	35.3%
		6,444	4,444	2,964	66.7%	52	41	20	48.8%
가		2,076,589	1,665,646	772,172	46.4%	1,308,524	1,035,768	587,966	56.8%

7-2.

(1)

- ❖ . 1 (2/15,)
- ❖ 가 가 (10/15,)
- ❖ . 2 (10/17,)
- ❖ , (10/20,)
- ❖ (10/23-10/30, 5)
- ❖ (12/3,)
- ❖ / (12/17~12/22, ,)

(2)

- ❖ 가 ()
- ❖ 가 (15 ,)
- ❖ 1 ()
- ❖ 가 ()
- ❖ CBT(Computer Based Test)
- ❖ (CAIM)
- ❖ DB (5,013)
- ❖ /
- ❖ (CAIM) (, CD)
- ❖ 가(11 , 12 , ,)

(2003. 12. 31)

(02) 316-3114	47가 45	428-14	562	840-4
	(031) 332-9812/3	(043) 843-7001/5	(053) 811-3031/4	
(051) 645-7771/5	1 853-1	469-1	621	1-11
	(031) 983-6655/6	(043) 873-9911	(053) 615-3027/30	
(053) 755-0041/6	3 107	1135-2	5	2 286-7
	(031) 398-8451/3	(041) 556-7131/3	(054) 930-35	
(032) 810-2800/1	447	186-1	114-1	227-4
	(041) 663-3063/4	(054) 974-0850		
(062) 350-5800	2 652-1	(4)	3 -101	27가 140-11
	(031) 430-5700/5	(063) 288-3011/5	(055) 241-4121/5	17-5
	(031) 761-9090/2			
(042) 480-3114	2 1133	220-1	1001	259-1
	(02) 2060-3047/57	(063) 857-3535/8	(055) 314-3	
(052) 228-3000	3 589-1	74-3	18-10	96-19
	(031) 592-3039	(063) 442-6311/3	(055) 643-2330/1	
(031) 244-3451/6	2 80-17	602-13	252-37	422-5
	(031) 969-5817/8	(063) 537-4511/3	(055) 833-2204	
(031) 676-4411/3	544-168	37가 32-2	27가 1	522-1
	(033) 251-2673/6	(061) 242-8581/2	(055) 545-2851/4	
(031) 447-9171/8	6 505-2	146	58-2	97-6
	(033) 643-4411/3	(061) 741-5511	(055) 283-0601/4	
(032) 663-6601	3 305-3	73-8	119-3	148-35
	(033) 743-2991/4	(061) 641-4001/4	(055) 386-4001/5	
(031) 781-7901/4	1 113	62-10	193-4	623-1
	(033) 573-2401/3	(054) 434-2644	(055) 337-6001/3	
(031) 877-5811/5	3 371	466-74	2	300-6
	(033) 633-2564	(054) 859-3090/1	(055) 355-7111/2	4-112
(031) 655-5813/6	1-11	802-3	10-2	가
	(033) 533-3976/7	(054) 274-2233/7	(055) 584-2376/8	684-419
(031) 633-3961/4	2	1 12-6	155-2	29-8
	(033) 552-5555	(054) 741-6601/5	(055) 637-3830	
(031) 410-3030/4	519-1	27가 116-84	3 344-34	2 1176-53
	(043) 252-0021/6	(054) 632-8830	(064) 757-2164/6	
(031) 373-7441/4	871	454	(054) 454-6601/5	